

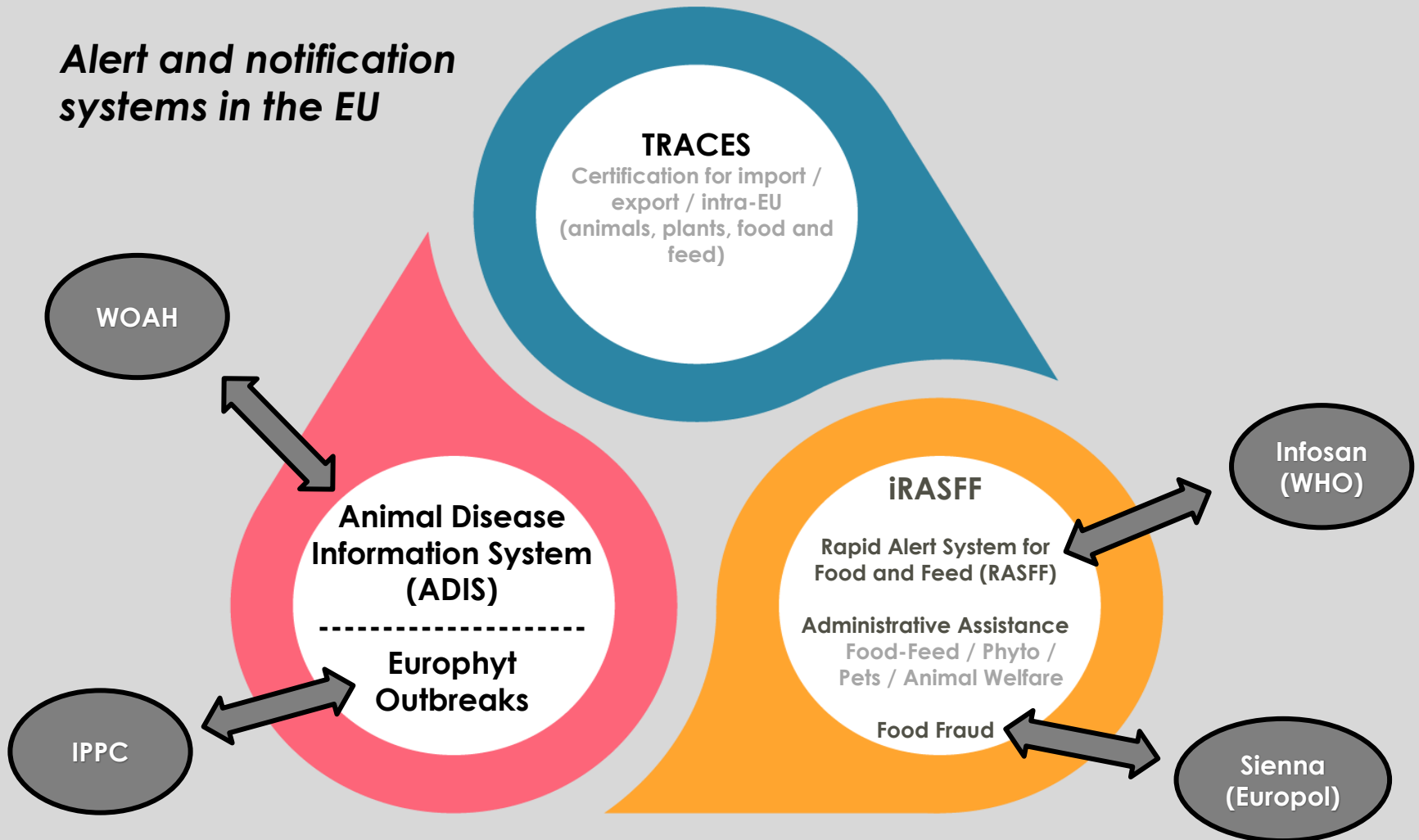
Regional Seminar-2: WOH Standards - Facilitating Safe International Trade  
15-17 October 2024 - Montenegro

# **RISK-BASED IMPORT CONTROLS**

## **EXAMPLE OF THE EUROPEAN UNION**

# Where to find information?

## Alert and notification systems in the EU



# What to do with the information?

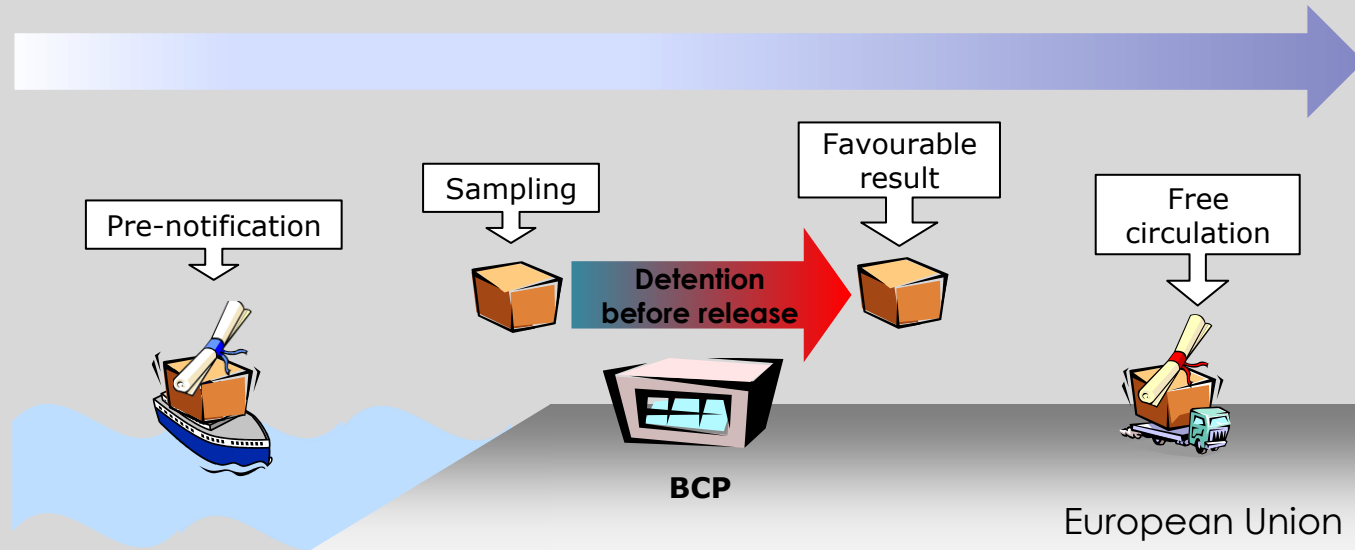
## *Gradation of reactions*



- ❖ Ban against an exporting country (or a region)
- ❖ Specific constraints against an exporting country (or a region)
- ❖ Enhanced controls against an exporting country (or a region)
- ❖ Ban against an establishment of origin
- ❖ Enhanced controls against an establishment of origin

**The more serious and/or frequent the issue, the harsher the reaction**

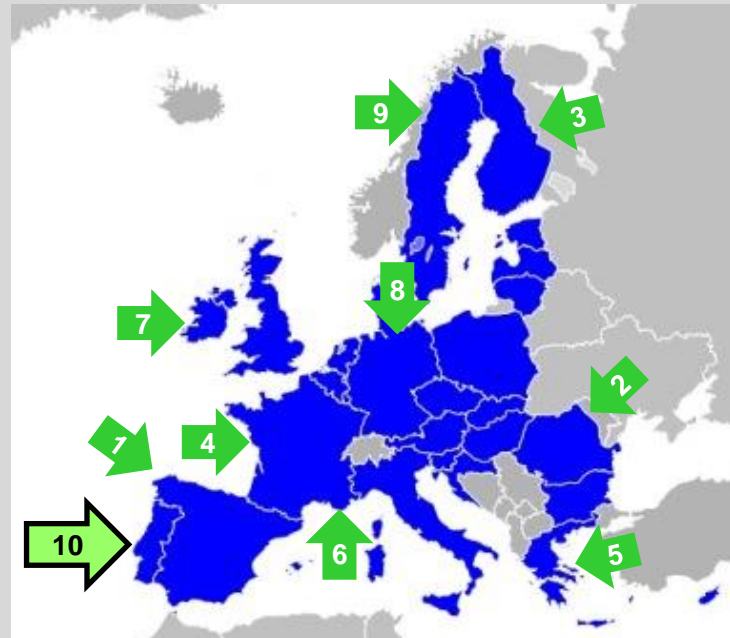
# Example of the EU Intensified controls (IOC) against establishments



# Example of the EU Intensified controls (IOC) against establishments

## Testing of 10 next consignments

IOC series

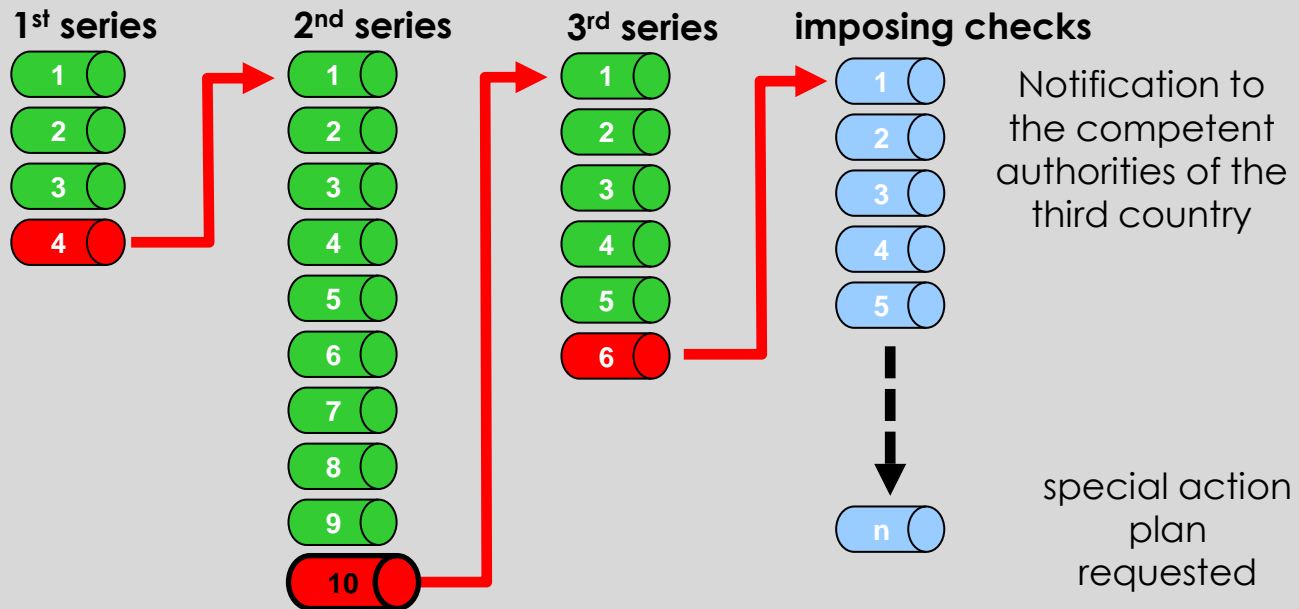


→ IOC lifted

if the total weight of consignments reach 10 times the weight of the initial consignment which triggered the measure

# Example of the EU Intensified controls (IOC) against establishments

*Unfavourable series of 10*



## **Example of the EU Frequency of physical checks**

### ***Criteria to determine the frequency categories:***

- 1. Information provided by third countries**
- 2. Outcome of controls performed by the Commission**
- 3. Data recorded in TRACES**
- 4. Any operator's past records on compliance**
- 5. Available scientific assessments**
- 6. Any information on the risk associated to the categories of animals and goods**

## Example of the EU Frequency of physical checks

Risk category	Category of animals or goods	Baseline frequency
I	Live animals	100 %
II	Minced meat for human consumption Dairy products, frozen or chilled Eggs for human consumption Bivalve molluscs for human consumption Animal by-products, for feeding of farmed animals	30 %
III	Processed meat for human consumption Dairy products, ambient temperature Egg products for human consumption Honey and apiculture products	15 %
IV	Gelatine and collagen for human consumption Semen and embryos Animal by-products, not for feeding of farmed animals	5 %
V	Highly refined products for human consumption Hay and straw	1 %



## Example of the EU Frequency of physical checks

Country Of Origin	# Not Satisfactory	# Consignment	% # Not Satisfactory / # Consignment	Threshold 30%
<b>All countries</b>	<b>26</b>	<b>13 217</b>	<b>0,197%</b>	<b>0,256%</b>
Country 01	-	1	-	-
Country 02	-	76	-	-
Country 03	-	1	-	-
Country 04	-	144	-	-
Country 05	-	1 753	-	-
Country 06	-	3	-	-
<b>Country 07</b>	<b>24</b>	<b>2 772</b>	<b>0,866%</b>	X
Country 08	1	3 517	0,028%	-
Country 09	-	183	-	-
Country 10	-	1	-	-
Country 11	-	1	-	-
Country 12	-	6	-	-
Country 13	-	70	-	-
Country 14	-	2	-	-
Country 15	-	1	-	-
Country 16	1	4 410	0,023%	-

# Example of the EU Frequency of physical checks

2023												2024												2025																								
Jan	Feb	Mar	Apr	May	Jun	Jul	Aug	Sep	Oct	Nov	Dec	Jan	Feb	Mar	Apr	May	Jun	Jul	Aug	Sep	Oct	Nov	Dec	Jan	Feb	Mar	Apr	May	Jun	Jul	Aug	Sep	Oct	Nov	Dec													
Data period												X	Implementation																																			
												Data period												X	Implementation																							
												Data period												X	Implementation																							
																								Data period												X	Impleme											
																																				Data period												

X = time when data are processed