



# ASF situation in Estonia



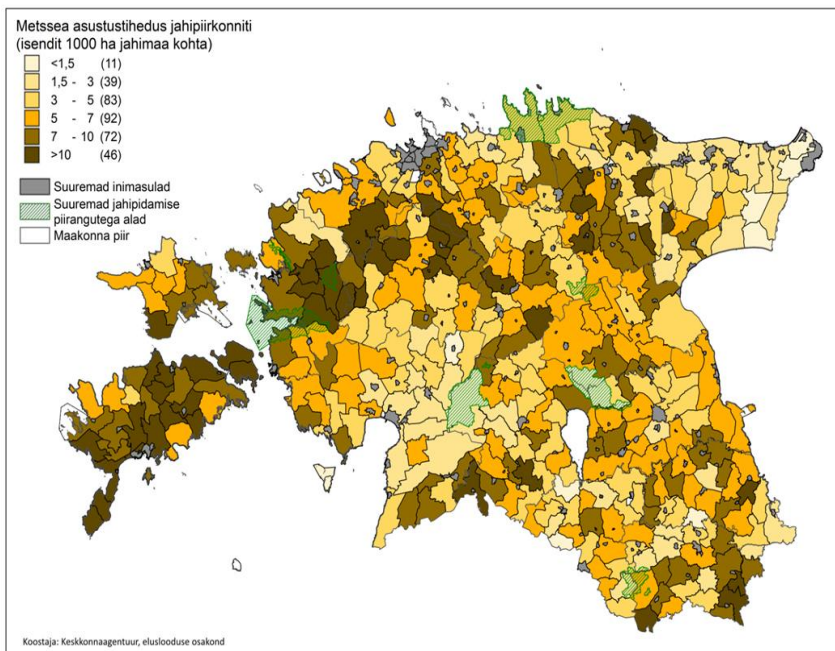
GF TAD`s

Prague, 11-12.03.2019

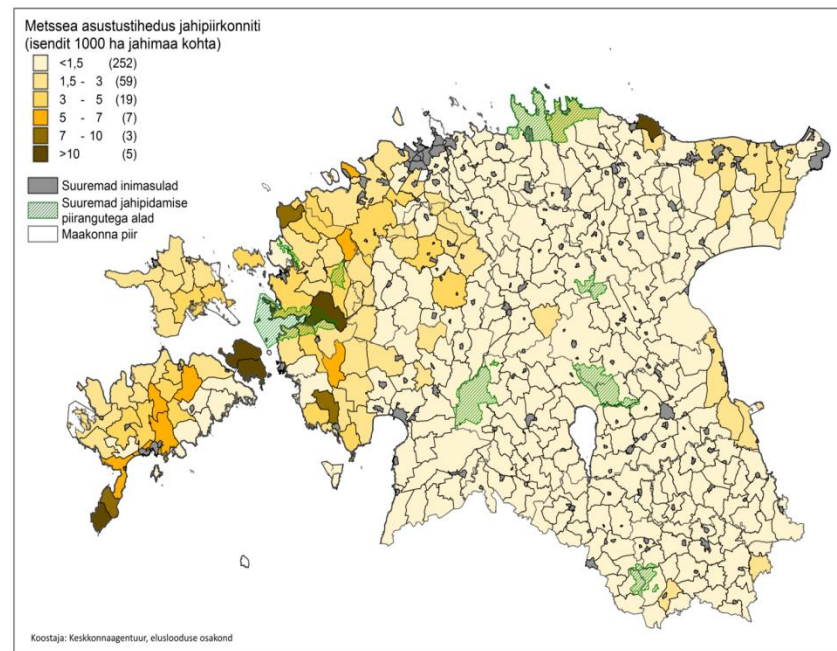
Anne-Ly Veetamm

# Wild boar population density by hunters' estimations.

2014



2017



# Wild boar management Hunting

Wild boar hunting in hunting season 2018-2019

as of 31.01.2019

County	Hunting bag	Hunted	From which					Achievement%	Hunting structure %			VFB		Achievement % incl dead
			Boar	Sow	Young boar	Young sow	Piglets		Boars+ young boars from adults	Sows+ young sows from adults	Piglets from adults	Found dead and buried (ASF tested)	Culled with signs of ASF	
Harjumaa	450	251	48	31	47	46	79	56	55	45	31	9	11	60
Hiumaa	1400	1024	168	151	113	132	460	73	50	50	45	4	1	74
Ida-Virumaa	350	176	34	41	18	26	57	50	44	56	32	3	4	52
Lõgevamaa	130	48	12	5	9	10	12	37	58	42	25		3	39
Lääne-Virumaa	200	149	33	22	21	27	46	75	52	48	31		1	75
Läänemaa	155	128	27	20	15	16	50	83	54	46	39	5	1	86
Lääne-Virumaa	100	103	27	9	7	18	42	103	56	44	41	4		107
Põlvamaa	160	86	14	9	9	4	50	54	64	36	58	1		54
Pärnumaa	300	215	57	36	27	28	67	72	57	43	31	1	2	73
Raplamaa	270	141	38	21	11	19	52	52	55	45	37	1	5	54
Saaremaa	900	657	117	117	101	155	167	73	44	56	25	2		73
Tartumaa	330	208	37	51	13	24	83	63	40	60	40	3	1	64
Valgamaa	150	111	30	24	9	20	28	74	47	53	25	1		75
Viljandimaa	340	260	28	20	18	23	171	76	52	48	66	3	1	78
Võrumaa	340	210	27	20	26	32	105	62	50	50	50	2	1	63
<b>Total</b>	<b>5575</b>	<b>3767</b>	<b>697</b>	<b>577</b>	<b>444</b>	<b>580</b>	<b>1469</b>	<b>68</b>	<b>50</b>	<b>50</b>	<b>39</b>	<b>39</b>	<b>31</b>	<b>69</b>
<b>Hunted, culled, dead total</b>									<b>3837</b>					



# Surveillance results 2014-2018

## Wild boars

	2014		2015		2016		2017			2018
	No of animals tested	No ASF positive/prevalence	No of animals tested	No ASF positive/prevalence	No of animals tested	No ASF positive/prevalence	No of animals tested	No ASF positive/prevalence	No of animals tested	No ASF positive/prevalence
Hunted wild boars	879	9 (1%)	8617	680 (8%)	14976	749 (5%)	9161	565 (6,2%)	4879	263 (5,4 %)
Found dead wild boars	175	64 (37%)	928	408 (44%)	987	818 (83%)	372	299 (80,4%)	52	17 (33 %)
Culled/car accident	2	0	17	7 (41%)	15	5 (33)	41	3 (7,3%)	30	1 (3,3%)
Total	1056	73 (7%)	9562	1095 (11,5%)	15978	1572 (10%)	9574	867 (9,1%)	4961	281 (5 %)



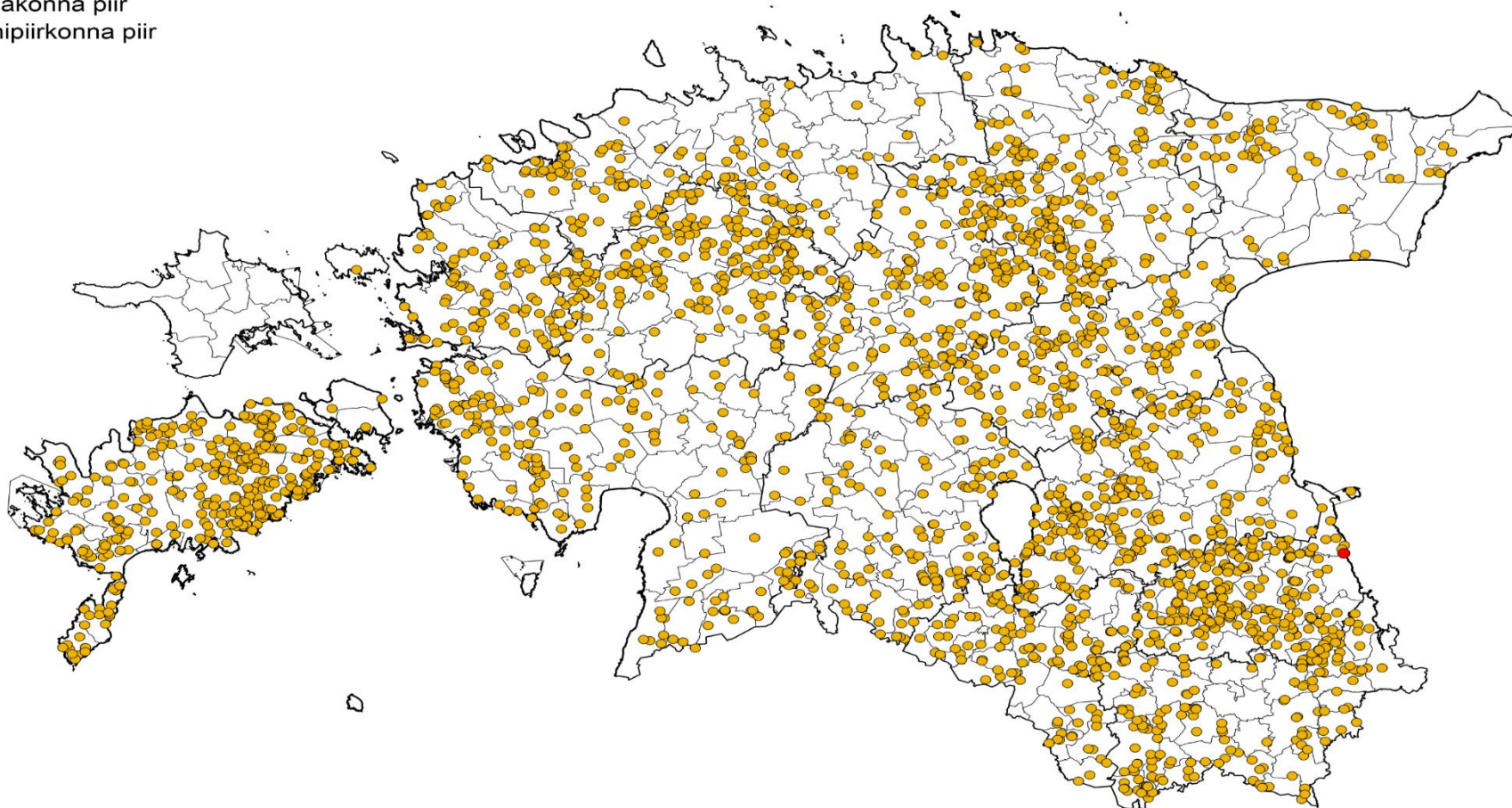


# Surveillance results 2014-2019

## Wild boars

### SAK leiud metssigadel

- 23. veebruar - 1. märts 2019
- Varasemad
- Maakonna piir
- Jahipiirkonna piir







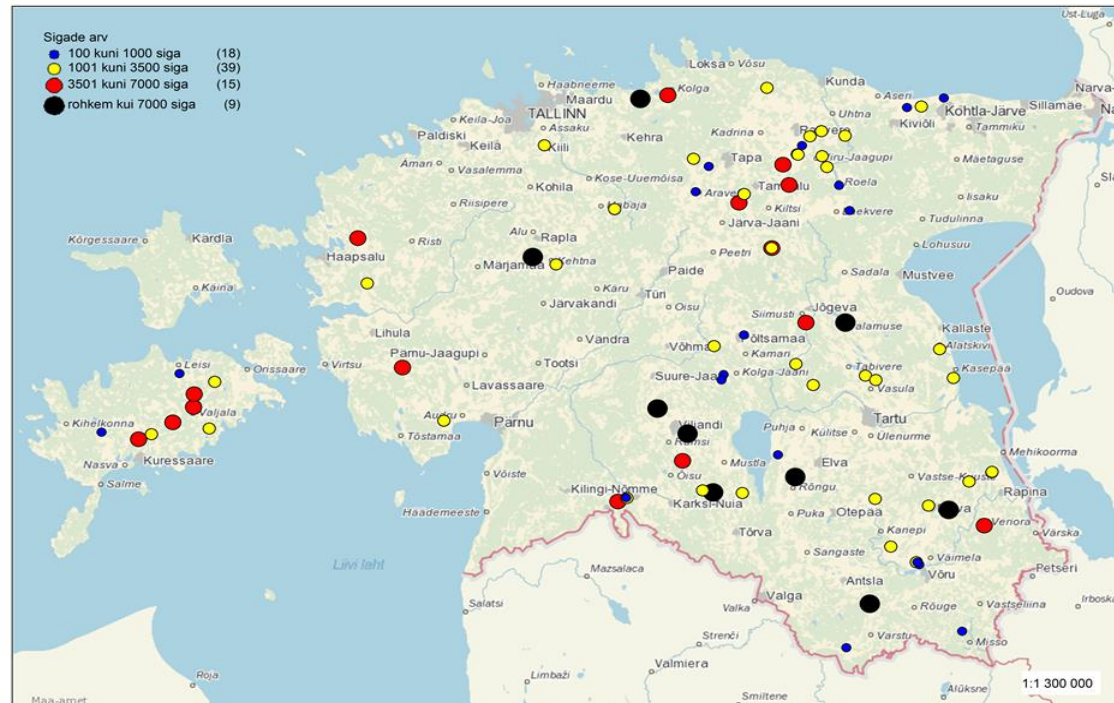




# ASF in domestic pigs

## Surveillance results in 2016-2018

	2016		2017		2018	
	No of tested animals	No of ASF positive herds	No of tested animals	No of ASF positive herds	No of tested animals	No of ASF positive herds
Domestic pig	8728	6	7431	3	6989	0





# Surveillance of domestic pigs

- ASF strategy for Eastern Part of the EU:
  - Each week, virological testing of at least the first two deaths (post weaning pigs or pigs older than 2 months)
  - In 2018 we have tested 1865 dead domestic pigs from the pig farms. All pigs have been ASF negative.

Controls at pig farms 2018			
County	Kontrollitud sigade koguarv	Kontrollitud seakarjade koguarv	Kontrollide kokku
HARJUMAA	27187	5	5
HIUMAA	14	2	4
IDA-VIRUMAA	4140	5	12
JÕGEVAMAA	23241	11	22
JÄRVAMAA	2741	5	8
LÄÄNEMAA	5687	8	8
LÄÄNE-VIRUMAA	46248	28	70
PÕLVAMAA	30950	9	27
PÄRNUMAA	15690	6	16
RAPLAMAA	11415	7	17
SAAREMAA	29856	17	19
TARTUMAA	21324	11	30
VALGAMAA	153	8	16
VILJANDIMAA	86780	13	29
VÖRUMAA	22735	9	22
KOKKU	328161	144	305

# Thank you for your attention!

[www.vet.agri.ee](http://www.vet.agri.ee)

[www.seakatk.ee](http://www.seakatk.ee)